

+ - #

अ



HOLIDAY

HOMework

%

?



A



क

K



Name -

Class -

Summer Assignment



Summer Vacations are just around the corner, and we know how excited the kids must be. And why not, the vacations, after all, is the most awaited part of the year for the students. It gives them a break from the daily routine of school and gives them the opportunity to try new and interesting things that they didn't get time for.

However, summer vacations can be considered spent well only if kids are able to strike a balance between enjoyment and learning. Summer vacations must not be considered as a break from learning. Actually, that's what the essence of the vacation is, learning disguised as fun and enjoyment.

We bring to our students some tips, do's and don'ts for this summer vacation.

Do's and Don'ts for Summer Vacations

Do's

- ✓ Wake up early and develop a morning routine. Do yoga, meditation or just a brisk walk.
- ✓ Start learning a new skill like painting, dance, music or public speaking.
- ✓ Play games, sports and do a lot of physical activity, but only during the morning and evening hours.
- ✓ Read more. Challenge yourself to finish reading at least a couple of good books during the vacation, like
 - Stick Man by Julia Donaldson
 - The Ugly Five by Julia Donaldson
 - Rapunzel by Wilhelm Grimm
 - The Elves and the shoemaker by Wilhelm Grimm
 - Hansel and Gretel by Wilhelm Grimm
- ✓ Visit your cousins, or plan a trip with family.
- ✓ Help out your parents in family chores, and learn some useful skills that way.
- ✓ Make sure to be consistent with the holidays' homework. Avoid completing it for the last day!
- ✓ Eat good food, drink plenty of water, and have lots of fun!

Don'ts

- ❖ Do not waste all your time to play video games and/or mobile games.
- ❖ Don't go out during the hours of peak sunshine. Try some interesting indoor activities.
- ❖ Do not oversleep, and do not let laziness take you over. Stay active during the vacations. Students should consider summer vacation not just as a fun time, but also a great opportunity to make the best out of their time and we would advise our students to use their time wisely, and make the best out of this summer. All the best!

Name- _____

ENGLISH

Class- II _____

➤ Unscramble the given words to form a meaningful sentence.

lovable

Pug

pet

is

very

a

We

be

should

to

others

kind

I

in

English

will

talk

➤ Find the nouns given below and mark them in the following word search puzzle.

Delhi	Whiteboard	Table	Banana	Garden
Crocodile	Uncle John	Zoo	Rohit	Computer


W	F	I	L	R	O	H	I	T	P	Q	B
H	C	R	O	C	O	D	I	L	E	Q	F
I	O	T	L	N	V	N	G	K	S	T	C
T	B	G	I	P	H	Q	N	P	N	O	A
E	J	X	K	K	A	E	I	H	M	W	I
B	U	X	C	L	D	H	O	P	P	V	B
O	D	X	U	R	L	J	U	Q	X	A	E
A	D	Y	A	E	E	T	I	O	N	L	L
R	P	G	D	L	E	V	M	A	O	M	B
D	G	K	C	R	Z	M	N	G	O	Z	A
I	E	N	K	L	C	A	L	I	E	D	T
Y	U	H	J	F	B	U	J	Z	N	E	M

- Look at the pictures given below. They display the process of preparing MAGGI, but the sequence shown here is incorrect.


Arrange the statements given under each picture in correct order and write them in the given lines



1. Add maggi masala in the pan.



2. Maggi is ready to be served.




3. Place a pan on the gas burner.




4. Bring maggi from the market.




5. Add raw maggi in the pan.



6. Allow the maggi to get cooked for 2 minutes.




7. Buy a packet of maggi from the market.

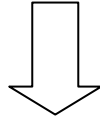


8. Add water in the pan.







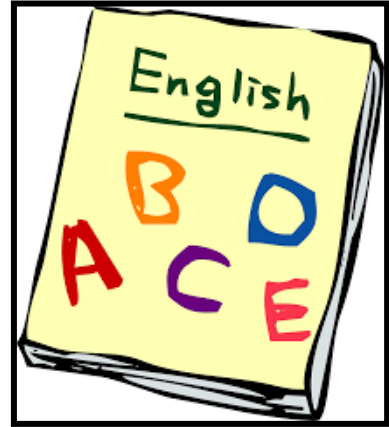

Write the process in correct order here



A series of horizontal lines for writing, providing space for the student to write the process in correct order.

➤ Name the following pictures and write each one of them in the correct category, they belong to.






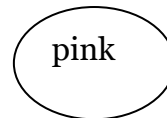
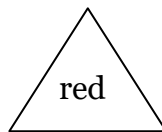
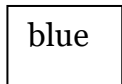
Common Noun	Proper Noun
1.	1.
2.	2.
3.	3.
4.	4.
5.	5.

Name- _____

MATHS

Class- II

1. Count and write the number of different shapes in the given figure. Also colour the shapes as directed.



2. Write the height in centimeter of your family members and arrange it in descending and ascending order.

S. No.	1	2	3	4	5	6	7
Name of Family Member							
Height(cm)							
Descending Order							
Ascending Order							

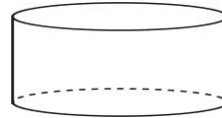
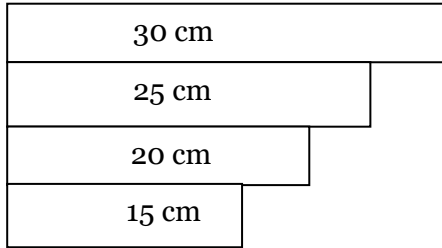
3. Brain Teaser-

32	45	66	22	90	67	88
14	57	83	50	11	54	72

Find the numbers from the grid given above-

- A number in which both the digits are same. - _____
- A number that has 6 in tens place. - _____
- A number that comes between 42 and 48. - _____
- A number that has 0 in ones place. - _____

4. Take any white sheet and cut down the 4 strips (as shown below). Join the edges of each shape and make them round. Now you will have 4 round rings (as shown below). You can decorate them beautifully.



5. Solve the following addition and subtraction sentences with the help of the given hints below:



$$\bigcirc + \star = \underline{\quad}$$

$$\star + \triangle = \underline{\quad}$$

$$\diamond + \bigcirc = \underline{\quad}$$

$$\diamond - \star = \underline{\quad}$$

$$\star - \triangle = \underline{\quad}$$

6. Take any A3 sheet and paste the printout of the currency notes of following countries in the table given below.

Country Names	Currency Notes
INDIA	
NEPAL	
CHINA	
AMERICA	

Name- _____

LIFE SKILLS

Class- II _____

➤ Re-write the following life skill slogans in cursive writing.



i. Hard work is the key to success.

Blank lined area for cursive writing practice.

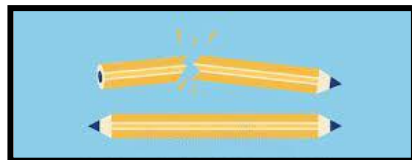


ii. Be kind, and amazing things will happen.



Lined writing area for the student to write their response.

iii. Failure is the opportunity to begin again.



A series of horizontal lines for writing, spanning the width of the page. There are 18 lines in total, providing space for a student to write a response to the quote.

Name- _____

ART & CRAFT

Class- II _____

- Make a hanging photo frame with the help of ice-cream sticks, ribbons and some decorative items of your choice.

Note:

1. Avoid using ready-made material.
2. The shape of the frame can be of your choice.
3. You can color ice-cream sticks to make them more attractive.
4. Paste a beautiful family picture in the frame.
5. Refer the following picture for help.

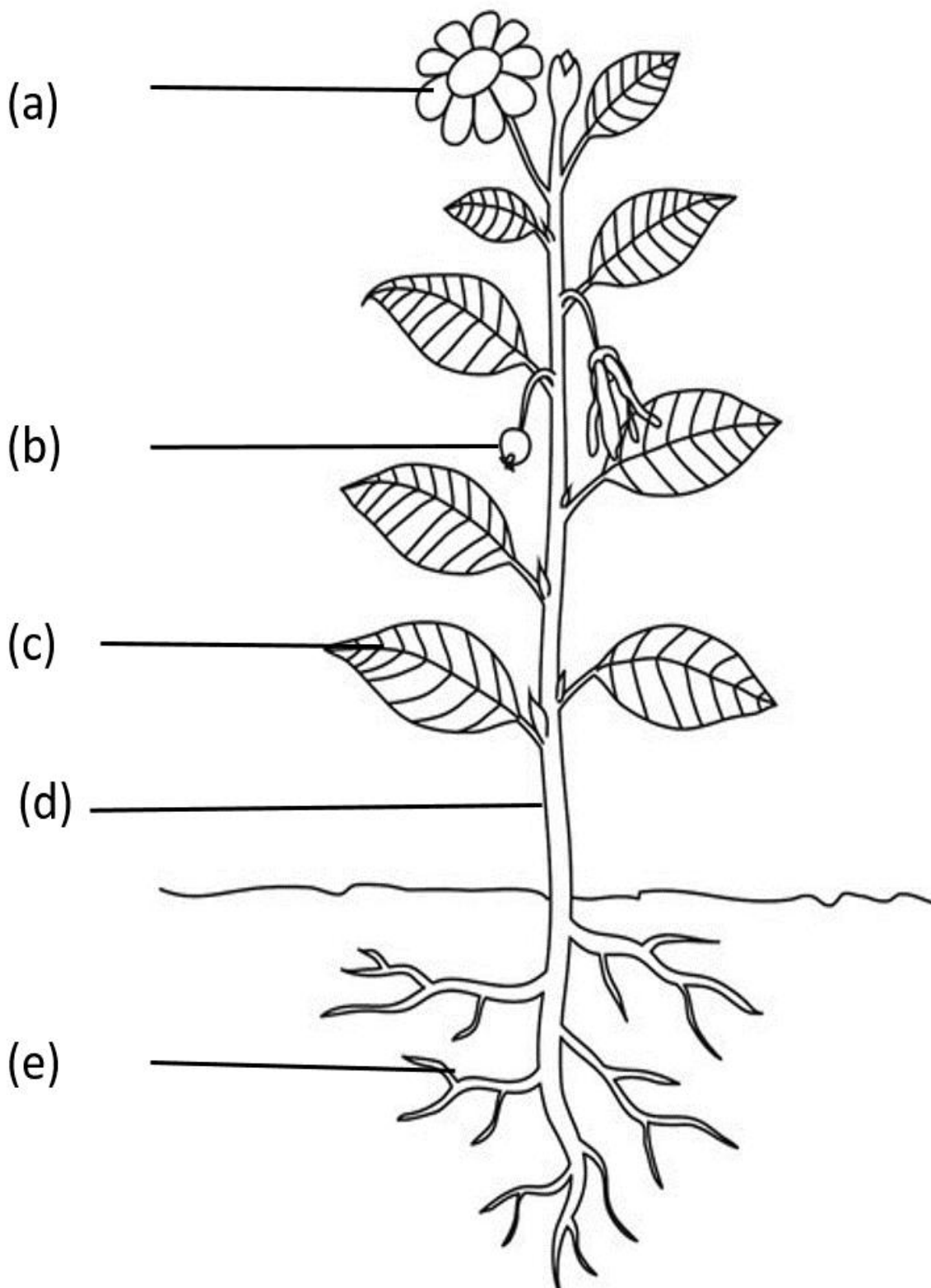


Name- _____

EVS


Class- II _____

➤ A plant has many parts. Each part plays a specific role. In the given picture label the parts of a plant and color the picture neatly.




LET US KNOW ABOUT YOUR FAMILY

➤ Decorate the given tree by making thumb impressions using different colours. Paste the pictures of your family members in the tree. Also write your relation with them. You can also decorate the tree in your own way.




➤ Given below are some situations in which we need someone's help. Identify and paste the picture of the helper someone might need in the following situations.

1. Priya injured her leg while sliding in a park. Who she should reach for medical help?



2. Riya's house has been robbed by the thieves. Who should Riya reach for help?




3. Sunil's garden has been destroyed by the monkeys. Who should he ask for help to maintain the garden?



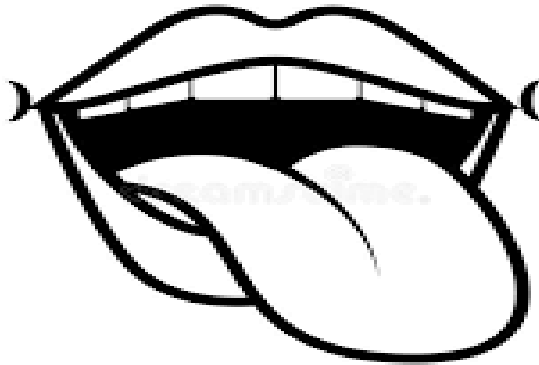

4. Rahul wants to get the taps and shower fixed in his washroom. Who should he ask for a help?





FUN TIME
COLLAGE MAKING

- Cut the given sense organs and make a face of a girl on A-3 sheet by pasting all sense organs. Also draw the hair or you can use black or brown wool to make them. You can colour it and make it creative by making her wearing crown, necklace, earrings etc. Also label all the organs in a neat handwriting.




Name- _____

COMPUTER


Class- II _____

- Solve the following puzzle with the help of the hints given behind.
Note : Nothing is to be written in the highlighted (black) boxes.





ACROSS-

1. I look like a TV Screen.
3. A computer can store a lot of ME.
6. You can press us if you want to type something.
7. I can be sad, happy or get angry, as I have _____.
8. I can display everything on paper that you type on monitor.



DOWN-

1. I am scared of cats.
2. Computers need our _____ to work.
4. Computer never makes mistakes. It is always _____.
5. You can _____ a car in computers.



Name- _____

HINDI

Class- II _____

प्रश्न०1 नीचे दिए गए चित्र को देखकर चार वाक्य लिखिए -



प्रश्न०2 राज्य के नामों का मिलान वहाँ बोले जाने वाली भाषाओं से करो -

केरल

तेलुगु

चेन्नई

हिंदी

पंजाब

मलयालम

झारखंड

तमिल

आंध्र प्रदेश

पंजाबी

प्रश्न०3 प्रत्येक शब्द के अंतिम अक्षर से नया शब्द बनायें -

विनती

तीतर

प्रश्न०4 कहाँ हूँ मैं, झट से बोलो, कौन हूँ मैं, भेद ये खोलो-

*	प	*	गे	भा
डि	तं	*	दा	लू
ज़	ग	ज	ले	बी
नी	त	र	बू	ज

1. एक टीवी चैनल हूँ - -----
2. आकाश में उडती हूँ - -----
3. जंगल में रहता हूँ - -----
4. एक मिठाई हूँ - -----
5. गर्मी का फल हूँ - -----
6. एक फूल हूँ - -----

प्रश्न०5 नीचे खानों में अक्षर दिए गए हैं, जिन्हें जोड़ कर हम कुछ नाम बना सकते हैं ।

चलिए, नामों को ढूँढकर चित्रों के नीचे लिखें ।

क	ने	रे	णु	पु
स	हा	प	ग	नी
सो	न	ल	रो	त
ह	क	त	हि	ल
न	रे	श	त	लि
नु	म	च	छ	ता



